
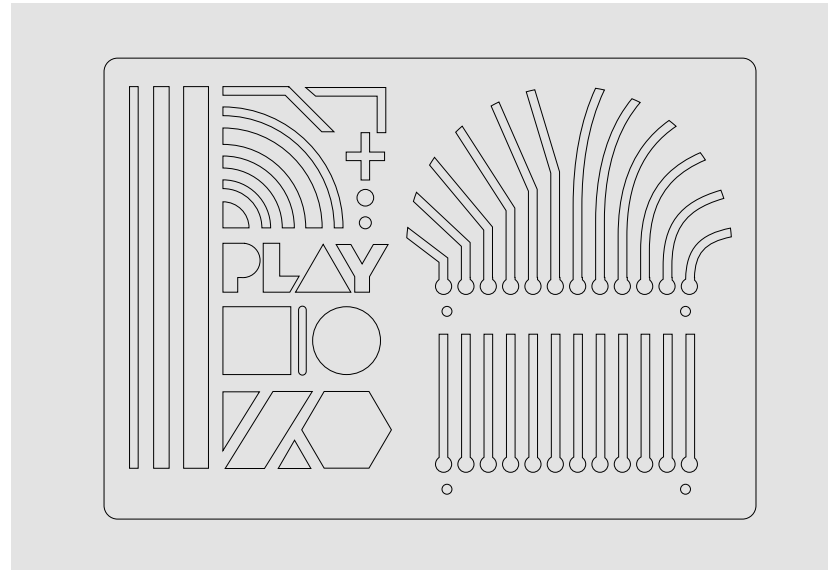


TOUCH BOARD FOOTPRINT

This file hosts an Adobe Illustrator file of the Touch Board at 100% scale. This file can be used as a reference for the board's footprint, or to align its ports and electrodes when planning a project. Print it out as a place holder in a graphic composition or use it as a guide when designing a box for the Touch Board in CAD.


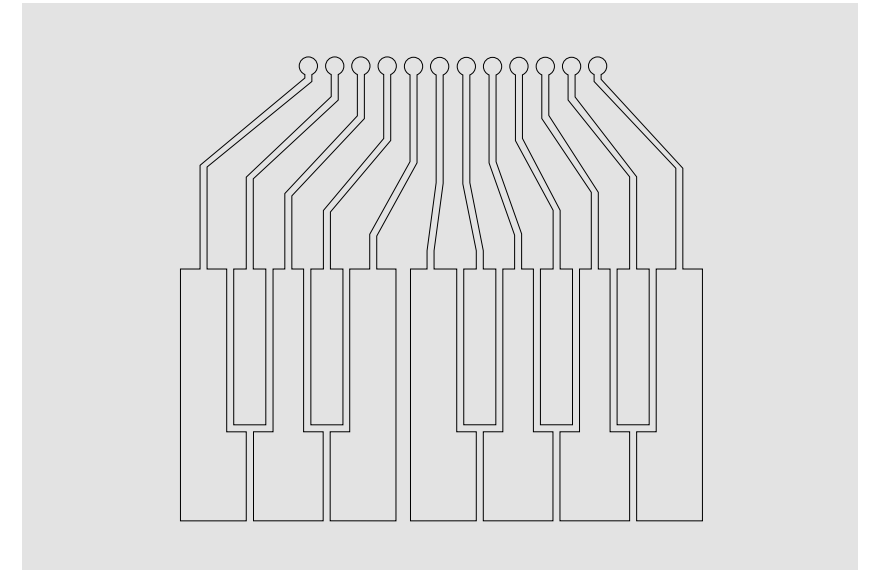
SketchUp Pro drawing by Jandirk Van Oosten



TOUCH BOARD STENCIL

Use this file to cut or print Touch Board compatible stencils. Inside you will find the Touch Board pitch, a variety of line formations leading off the electrodes, as well as a series of geometric shapes which can be used to build graphics with your Touch Board.

Bare Conductive's stencils use 125micron Mylar, which have been tested to work well with Electric Paint. If not available, we recommend vinyl or thick paper (200gsm or more).



PIANO STENCIL

Print the this stencil to paint or cut out the Touch Board piano stencil. Use it alongside the MIDI Piano lesson plan in the Basic Projects document, or modify it for your own project.

You can use a desktop craft cutter to make paper or vinyl stencils, or cut out the template by hand using a craft knife.